3D Buchstaben Montageanleitung



1. Montageschablone positionieren & ausrichten

2. Einzelbuchstaben auf die Schablone drücken



3. Markierte Stellen bohren & dübeln

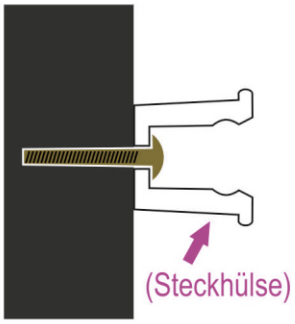

4. Steckhülsen an die Wand schrauben

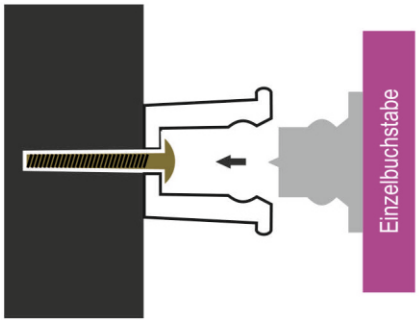

5. Einzelbuchstaben aufstecken

FULL INTENTION
WERBETECHNIK
WWW.FULLINTENTION.DE